

A **Literature Kit™** FOR

# The Hunger Games



*By Suzanne Collins*

Written by Lynda Allison

**GRADES 7 - 8**



**Classroom Complete Press**

P.O. Box 19729

San Diego, CA 92159

Tel: 1-800-663-3609 / Fax: 1-800-663-3608

Email: [service@classroomcompletepress.com](mailto:service@classroomcompletepress.com)

[www.classroomcompletepress.com](http://www.classroomcompletepress.com)

ISBN 13: 978-1-77167-389-1

© 2016

Permission to Reproduce

Permission is granted to the individual teacher who purchases one copy of this book to reproduce the student activity material for use in his or her classroom only. Reproduction of these materials for colleagues, an entire school or school system, or for commercial sale is strictly prohibited. No part of this publication may be transmitted in any form or by any means, electronic, mechanical, recording or otherwise without the prior written permission of the publisher. We acknowledge the financial support of the Government of Canada through the Book Publishing Industry Development Program (BPIDP) for our publishing activities. Printed in Canada. All rights reserved.




# Critical Thinking Skills

## The Hunger Games

Skills For Critical Thinking		Chapter Questions										Writing Tasks	Graphic Organizers	
		1	2-4	5-7	8-9	10-12	13-15	16-18	19-21	22-24	25-27			
<b>LEVEL 1</b> Remembering	<ul style="list-style-type: none"> <li>Identify Story Elements</li> <li>Recall Details</li> <li>Match</li> <li>Sequence Events</li> <li>Make Connections</li> </ul>	✓	✓	✓	✓	✓	✓	✓	✓	✓	✓	✓	✓	✓
<b>LEVEL 2</b> Understanding	<ul style="list-style-type: none"> <li>Compare &amp; Contrast</li> <li>Summarize</li> <li>State Main Idea</li> <li>Describe</li> <li>Classify</li> </ul>	✓	✓	✓	✓	✓	✓	✓	✓	✓	✓	✓	✓	✓
<b>LEVEL 3</b> Applying	<ul style="list-style-type: none"> <li>Plan</li> <li>Interview</li> <li>Infer Outcomes</li> </ul>	✓	✓	✓	✓	✓	✓	✓	✓	✓	✓	✓	✓	✓
<b>LEVEL 4</b> Analysing	<ul style="list-style-type: none"> <li>Draw Conclusions</li> <li>Identify Supporting Evidence</li> <li>Motivations</li> <li>Identify Cause &amp; Effect</li> </ul>	✓	✓	✓	✓	✓	✓	✓	✓	✓	✓	✓	✓	✓
<b>LEVEL 5</b> Evaluating	<ul style="list-style-type: none"> <li>State &amp; Defend An Opinion</li> <li>Make Judgements</li> </ul>	✓	✓	✓	✓	✓	✓	✓	✓	✓	✓	✓	✓	✓
<b>LEVEL 6</b> Creating	<ul style="list-style-type: none"> <li>Predict</li> <li>Design</li> <li>Create</li> <li>Imagine Alternatives</li> </ul>	✓								✓	✓	✓	✓	

Based on Bloom's Taxonomy

# Contents


	<b>TEACHER GUIDE</b>	
•	Assessment Rubric .....	4
•	How is Our <b>Literature Kit™</b> Organized? .....	5
•	Graphic Organizers .....	6
•	Bloom's Taxonomy for Reading Comprehension .....	7
•	Teaching Strategies .....	7
•	Summary of the Story .....	8
•	Vocabulary .....	9
	<b>STUDENT HANDOUTS</b>	
•	Spotlight on Suzanne Collins.....	10
•	Chapter Questions	
	<i>Chapter 1</i> .....	11
	<i>Chapters 2-4</i> .....	14
	<i>Chapters 5-7</i> .....	17
	<i>Chapters 8-9</i> .....	20
	<i>Chapters 10-12</i> .....	23
	<i>Chapters 13-15</i> .....	26
	<i>Chapters 16-18</i> .....	29
	<i>Chapters 19-21</i> .....	32
	<i>Chapters 22-24</i> .....	35
	<i>Chapters 25-27</i> .....	38
•	Writing Tasks .....	41
•	Word Search .....	44
•	Comprehension Quiz .....	45
	<b>EASY MARKING™ ANSWER KEY</b> .....	47
	<b>GRAPHIC ORGANIZERS</b> .....	53

✓ **6 BONUS Activity Pages!** Additional worksheets for your students

Download a digital copy for use with your projection system or interactive whiteboard

Go to our website: [www.classroomcompletepress.com/bonus](http://www.classroomcompletepress.com/bonus)

- Enter item CC2710
- Enter pass code CC2710D for Activity Pages



**FREE!**

# Assessment Rubric



## The Hunger Games



Student's Name: \_\_\_\_\_ Assignment: \_\_\_\_\_ Level: \_\_\_\_\_

	Level 1	Level 2	Level 3	Level 4
<b>Comprehension of Novel</b>	Demonstrates a limited understanding of the novel	Demonstrates some understanding of the novel	Demonstrates a considerable understanding of the novel	Demonstrates a thorough understanding of the novel
<b>Content</b> • Information and details relevant to focus	Elements are incomplete; key details missing	Some elements are complete; details missing	All required elements are complete; key details contain some description	All required elements are complete; enough description for clarity
<b>Style</b> • Effective word choice and originality • Precise language	Little variety in word choice. Language vague and imprecise	Some variety in word choice. Language somewhat vague and imprecise	Good variety in word choice. Language precise and quite descriptive	Writer's voice is apparent throughout. Excellent choice of words. Precise language
<b>Conventions</b> • Spelling, language, capitalization, punctuation	Errors seriously interfere with the writer's purpose	Repeated errors in mechanics and usage	Some errors in convention	Few errors in convention

**STRENGTHS:**

**WEAKNESSES:**

**NEXT STEPS:**



# Teacher Guide

Our resource has been created for ease of use by both **TEACHERS** and **STUDENTS** alike.

## Introduction

Our literature kit is designed to give the teacher a number of helpful ways of making the study of this novel a more enjoyable and profitable experience for the students. Our guide features a number of useful and flexible components, from which the teacher can choose. It is not expected that all of the activities will be completed.



One advantage to this approach to the study of a novel is that the student can work at his or her own speed, and the teacher can assign activities that match the student's abilities.

Our literature kit divides the novel by chapters and features reading comprehension and vocabulary questions. Themes include oppression, survival, sacrifice, and trust. The Hunger Games provides a wealth of opportunity for classroom discussion surrounding the universal issues that are raised during the narrative of this novel.

## How Is Our Literature Kit™ Organized?

### STUDENT HANDOUTS

**Chapter Activities** (in the form of reproducible worksheets) make up the majority of this resource. For each group of chapters, there are BEFORE YOU READ activities and AFTER YOU READ activities.

- The BEFORE YOU READ activities prepare students for reading by setting a purpose for reading. They stimulate background knowledge and experience, and guide students to make connections between what they know and what they will learn. Important concepts and vocabulary from the chapter(s) are also presented.
- The AFTER YOU READ activities check students' comprehension and extend their learning. Students are asked to give thoughtful consideration of the text through creative and evaluative short-answer questions and journal prompts.

Six **Writing Tasks** and three **Graphic Organizers** are included to further develop students' critical thinking and writing skills, and analysis of the text. (See page 6 for suggestions on using the Graphic Organizers.) The **Assessment Rubric** (page 4) is a useful tool for evaluating students' responses to the Writing Tasks and Graphic Organizers.

### PICTURE CUES

This resource contains three main types of pages, each with a different purpose and use. A **Picture Cue** at the top of each page shows, at a glance, what the page is for.



#### Teacher Guide

- Information and tools for the teacher



#### Student Handout

- Reproducible worksheets and activities




#### Easy Marking™ Answer Key


- Answers for student activities

### EASY MARKING™ ANSWER KEY

Marking students' worksheets is fast and easy with this **Answer Key**. Answers are listed in columns – just line up the column with its corresponding worksheet, as shown, and see how every question matches up with its answer!



Every question matches up with its answer!






# 1,2,3

## Graphic Organizers

The three **Graphic Organizers** included in this **Literature Kit™** are especially suited to a study of **The Hunger Games**. Below are suggestions for using each organizer in your classroom, or they may also be adapted to suit the individual needs of your students. The organizers can be used on a projection system or interactive whiteboard in teacher-led activities, small group activities, and/or photocopied for use as student worksheets. To evaluate students' responses to any of the organizers, you may wish to use the **Assessment Rubric** (on page 4).


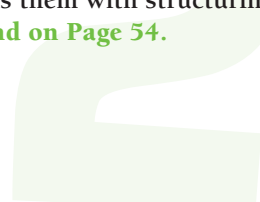


### VENN DIAGRAM

Understanding the different ways that Katniss and Peeta approach the Games gives students an understanding of how different personalities deal with extenuating circumstances. In addition, the way they survive shows that even people with different approaches share some commonalities. This activity demonstrates how people who believe they can achieve their goal are more likely to be successful. **Found on Page 53.**

### NEWSPAPER ARTICLE

Guided writing provides students with the structure they need to write clearly. This Newspaper Article graphic organizer helps students understand the components of newspaper articles and assists them with structuring their writing in a concise way. **Found on Page 54.**



### THE SCALE

The Scale demonstrates how the author uses suspense to hold the readers' attention. Each time Katniss and Peeta obtain an advantage in the Games, the Careers or Gamekeepers create obstacles that set them back. As the incidents intensify, each problem and solution tips the balance causing the reader to wonder what the final outcome will be. **Found on Page 55.**

