



A **Literature Kit™** FOR

# Macbeth



*By William Shakespeare*

Written by Gideon Jagged

**GRADES 9-12**



**Classroom Complete Press**

P.O. Box 19729

San Diego, CA 92159

Tel: 1-800-663-3609 | Fax: 1-800-663-3608

Email: [service@classroomcompletepress.com](mailto:service@classroomcompletepress.com)

**[www.classroomcompletepress.com](http://www.classroomcompletepress.com)**

ISBN – 13: 978-1-77167-240-5

© 2014

### Permission to Reproduce

Pages of this publication designated as reproducible may be reproduced under licence from Access Copyright. All other pages may only be reproduced with the express written permission of Classroom Complete Press, or as permitted by law. All rights are otherwise reserved and no part of this publication may be reproduced, stored in a retrieval system, or transmitted in any form or by any means, electronic, mechanic, photocopying, scanning, recording or otherwise, except as specifically authorized. Permission is granted to the individual teacher who purchases one copy of this book to reproduce the student activity material for use in his or her classroom only. Reproduction of these materials for colleagues, an entire school or school system or for commercial sale is strictly prohibited. We acknowledge the financial support of the Government of Canada through the Canadian Book Fund for our publishing activities.




# Critical Thinking Skills

## Macbeth

Skills for Critical Thinking		Chapter Questions										Writing Tasks	Graphic Organizers
		A1, SI-3	A1, S4-7	A2, SI-2	A2, S3-4	A3, SI-3	A3, S4-6	A4, SI-2	A4, S3	A5, SI-3	A5, S4-8		
<b>LEVEL 1</b> Remembering	<ul style="list-style-type: none"> <li>Identify Story Elements</li> <li>Recall Details</li> <li>Match</li> <li>Sequence Events</li> </ul>	✓	✓	✓	✓	✓	✓	✓	✓	✓	✓	✓	✓
<b>LEVEL 2</b> Understanding	<ul style="list-style-type: none"> <li>Compare &amp; Contrast</li> <li>Summarize</li> <li>State Main Idea</li> <li>Describe</li> <li>Classify</li> </ul>	✓	✓	✓	✓	✓	✓	✓	✓	✓	✓	✓	✓
<b>LEVEL 3</b> Applying	<ul style="list-style-type: none"> <li>Plan</li> <li>Interview</li> <li>Infer Outcomes</li> </ul>	✓	✓	✓	✓	✓	✓	✓	✓	✓	✓	✓	✓
<b>LEVEL 4</b> Analysing	<ul style="list-style-type: none"> <li>Draw Conclusions</li> <li>Identify Supporting Evidence</li> <li>Motivations</li> <li>Identify Cause &amp; Effect</li> </ul>	✓	✓	✓	✓	✓	✓	✓	✓	✓	✓	✓	✓
<b>LEVEL 5</b> Evaluating	<ul style="list-style-type: none"> <li>State &amp; Defend an Opinion</li> <li>Make Judgements</li> </ul>	✓	✓	✓	✓	✓	✓	✓	✓	✓	✓	✓	✓
<b>LEVEL 6</b> Creating	<ul style="list-style-type: none"> <li>Predict</li> <li>Design</li> <li>Create</li> <li>Imagine Alternatives</li> </ul>	✓	✓	✓	✓	✓	✓	✓	✓	✓	✓	✓	✓

Based on Bloom's Taxonomy

# Contents

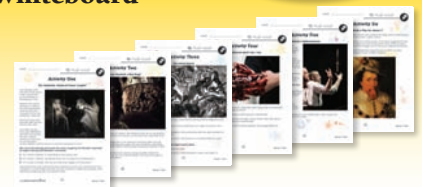
	<b>TEACHER GUIDE</b>	
•	Assessment Rubric .....	4
•	How Is Our <b>Literature Kit™</b> Organized? .....	5
•	Graphic Organizers .....	6
•	Bloom's Taxonomy for Reading Comprehension .....	7
•	Teaching Strategies .....	7
•	Summary of the Story .....	8
•	Vocabulary .....	9
	<b>STUDENT HANDOUTS</b>	
•	Spotlight on William Shakespeare .....	10
•	Chapter Questions	
	<i>Act One, Scenes 1 to 3</i> .....	11
	<i>Act One, Scenes 4 to 7</i> .....	14
	<i>Act Two, Scenes 1 and 2</i> .....	17
	<i>Act Two, Scenes 3 and 4</i> .....	20
	<i>Act Three, Scenes 1 to 3</i> .....	23
	<i>Act Three, Scenes 4 to 6</i> .....	26
	<i>Act Four, Scenes 1 and 2</i> .....	29
	<i>Act Four, Scene 3</i> .....	32
	<i>Act Five, Scenes 1 to 3</i> .....	35
	<i>Act Five, Scenes 4 to 8</i> .....	38
•	Writing Tasks .....	41
•	Word Search .....	44
•	Comprehension Quiz .....	45
	<b>EASY MARKING™ ANSWER KEY</b> .....	47
	<b>GRAPHIC ORGANIZERS</b> .....	53

✓ **6 BONUS Activity Pages!** Additional worksheets for your students

Download a digital copy for use with your projection system or interactive whiteboard

Go to our website: [www.classroomcompletepress.com/bonus](http://www.classroomcompletepress.com/bonus)

- Enter item CC2013
- Enter pass code CC2013D for Activity Pages



# Assessment Rubric



## Macbeth

Student's Name: \_\_\_\_\_ Assignment: \_\_\_\_\_ Level: \_\_\_\_\_

	Level 1	Level 2	Level 3	Level 4
<b>Comprehension of Novel</b>	Demonstrates a limited understanding of the novel	Demonstrates some understanding of the novel	Demonstrates a considerable understanding of the novel	Demonstrates a thorough understanding of the novel
<b>Content</b> • Information and details relevant to focus	Elements incomplete; key details missing	Some elements are complete; details missing	All required elements complete; key details contain some description	All required elements are complete; enough description for clarity
<b>Style</b> • Effective word choice and originality • Precise language	Little variety in word choice. Language vague and imprecise	Some variety in word choice. Language somewhat vague and imprecise	Good variety in word choice. Language precise and quite descriptive	Writer's voice is apparent throughout. Excellent choice of words. Precise language
<b>Conventions</b> • Spelling, language, capitalization, punctuation	Errors seriously interfere with the writer's purpose	Repeated errors in mechanics and usage	Some errors in convention	Few errors in convention

**WEAKNESSES:**

**STRENGTHS:**

**NEXT STEPS:**



# Teacher Guide

Our resource has been created for ease of use by both **TEACHERS** and **STUDENTS** alike.

## Introduction

**O**ur literature kit is designed to give the teacher a number of helpful ways of making the study of this novel a more enjoyable and profitable experience for the students. Our guide features a number of useful and flexible components, from which the teacher can choose. It is not expected that all of the activities will be completed.



One advantage to this approach to the study of a novel is that the student can work at his or her own speed, and the teacher can assign activities that match the student's abilities.

Our literature kit divides the play by acts and scenes, and features reading comprehension and vocabulary questions. Themes include the power of unrestrained ambition, corruption, the identification of cruelty with masculinity, and the contrast between tyranny and true kingship. The Tragedy of Macbeth provides a wealth of opportunity for classroom discussion because it presents the conflict between virtue and ambition as defined by the gender roles of Shakespeare's time. Macbeth and Lady Macbeth's struggles with their desires and their guilt will challenge the minds and morals of students.

## How Is Our Literature Kit™ Organized?

### STUDENT HANDOUTS

**Chapter Activities** (in the form of reproducible worksheets) make up the majority of this resource. For each group of chapters, there are BEFORE YOU READ activities and AFTER YOU READ activities.

- The BEFORE YOU READ activities prepare students for reading by setting a purpose for reading. They stimulate background knowledge and experience, and

guide students to make connections between what they know and what they will learn. Important concepts and vocabulary from the chapter(s) are also presented.

- The AFTER YOU READ activities check students' comprehension and extend their learning. Students are asked to give thoughtful consideration of the text through creative and evaluative short-answer questions and journal prompts.

Six **Writing Tasks** and three **Graphic Organizers** are included to further develop students' critical thinking and writing skills, and analysis of the text. (See page 6 for suggestions on using the Graphic Organizers.) The **Assessment Rubric** (page 4) is a useful tool for evaluating students' responses to the Writing Tasks and Graphic Organizers.

### PICTURE CUES

This resource contains three main types of pages, each with a different purpose and use. A **Picture Cue** at the top of each page shows, at a glance, what the page is for.



#### Teacher Guide

- Information and tools for the teacher



#### Student Handout

- Reproducible worksheets and activities




#### Easy Marking™ Answer Key

- Answers for student activities

### EASY MARKING™ ANSWER KEY

Marking students' worksheets is fast and easy with this **Answer Key**. Answers are listed in columns—just line up the column with its corresponding worksheet, as shown, and see how every question matches up with its answer!






# 1,2,3

## Graphic Organizers

The three **Graphic Organizers** included in this **Literature Kit™** are especially suited to a study of *The Tragedy of Macbeth*. Below are suggestions for using each organizer in your classroom, or they may also be adapted to suit the individual needs of your students. The organizers can be used on a projection system or interactive whiteboard in teacher-led activities, small group activities, and/or photocopied for use as student worksheets. To evaluate students' responses to any of the organizers, you may wish to use the **Assessment Rubric** (on page 4).



### MACBETH'S FALL INTO EVIL

Macbeth is, by all accounts a good and virtuous man at the beginning of the play. By its end, he has become a murderer of women and children who is not even bothered by his own wife's death. Throughout the play, the influence of others seems to cause the decay of his sense of morality. Discuss to what extent Macbeth may have been influenced by people and events in each act of the play.  
**Found on Page 53.**

### ANALYSIS: LADY MACBETH

Lady Macbeth is more ambitious and ruthless than her husband, yet she suffers more acutely from guilt at the crimes she helps Macbeth commit. Look at the following scenes and discuss Lady Macbeth's influence on the events of the play, especially her influence on her husband.  
**Found on Page 54.**



### OUTRAGED NATURE

Throughout Macbeth, nature—especially the weather—is almost as much a character as any other. It reflects the events and the moods of the characters. Discuss the role played by the nature's odd behavior in each of the following scenes.  
**Found on Page 55.**

