


ESSENTIAL  
**FASHION**  
**ILLUSTRATION**  
**DETAILS**

ROCKPORT



Edited by Maite Lafuente

ESSENTIAL

**FASHION  
ILLUSTRATION  
DETAILS**





ROCKPORT  
PUBLISHERS

ESSENTIAL

**FASHION  
ILLUSTRATION  
DETAILS**

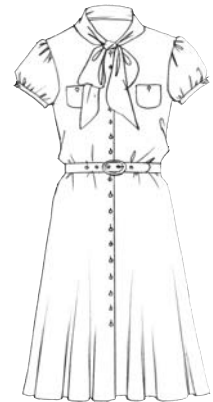
GLoucester MASSACHUSETTS

# Contents

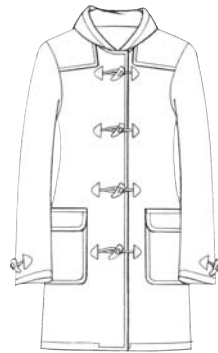
**Introduction** 6



**Shirts** 8  
**Tops**  
**Blouses**  
**Vests**  
**& Sweaters**

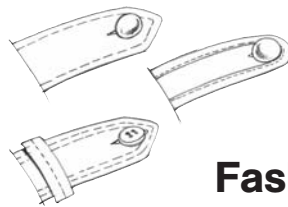


**Skirts** 52  
**Dresses**  
**& Pants**



**Jackets & Coats** 104

**Lingerie** 134  
**Shoes**  
**& Accessories**



**Details** 182

**Fashion Schools** 192  
**Directory**



## Introduction

Among the many components of fashion illustration, one of the most fundamental is the expression of clothing designs as flat drawings. Despite their apparent simplicity, it is necessary to pay careful attention to certain details that are often overlooked in order to convey the desired shape, volume, and texture of a particular garment. At the same time, the flat drawing proves to be an easier method of illustration than that of drawing three-dimensional human figures, offering the illustrator an equally effective, faster, and less complex way of expressing their ideas. *Essential Fashion Illustration: Details* is perfect for those looking to polish their drawing skills or for those who find difficulty in drawing the human figure and are searching for the right tools to express their clothing designs on paper.

Covering an extensive range of garments including pants, skirts, dresses, shirts, jackets, swimwear, and underwear, this compilation of flat drawings provides a complete overview of the different varieties within each garment and features the styles that have been the most relevant throughout the history of the wardrobe. An essential part of any design, accessories like shoes and hats have also been included to aid designers in achieving the most complete design possible. Most important, however, the illustrations will serve as a reminder to pay attention to crucial details such as stitching, pleats, and wrinkles, which often make all the difference in lending a realistic character to a drawing.


Flat drawings, although perhaps less visually attractive in comparison to other techniques, form an indispensable part of fashion illustration. A basic and straightforward representation of a garment as a flat drawing is the first step in expressing an idea for a design on paper, and given their simplicity, must be executed with perfection in order to convey all of the qualities and characteristics of a particular piece. *Essential Fashion Illustration: Details* intends to provide those looking to develop their own drawing skills with a practical and useful source of inspiration that holds the keys to mastering the art of the flat drawing in the world of fashion design.

Ana G. Cañizares



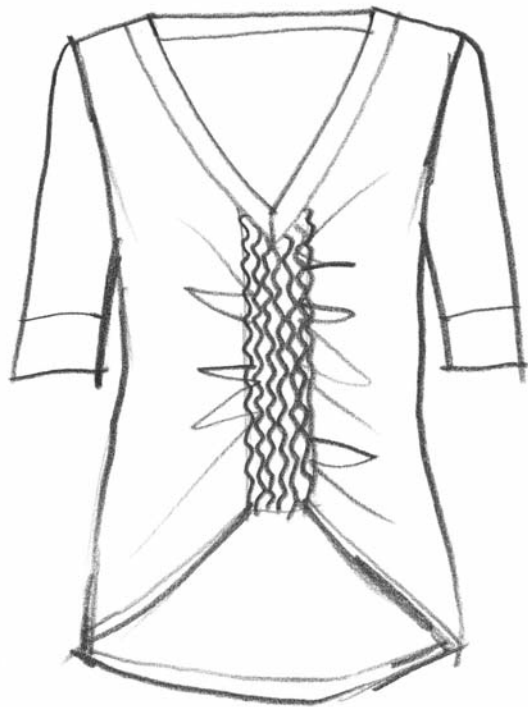






**Shirts**  
**Tops**  
**Blouses**  
**Vests**  
**& Sweaters**

# Shirts



Shirt with smock stitch down middle



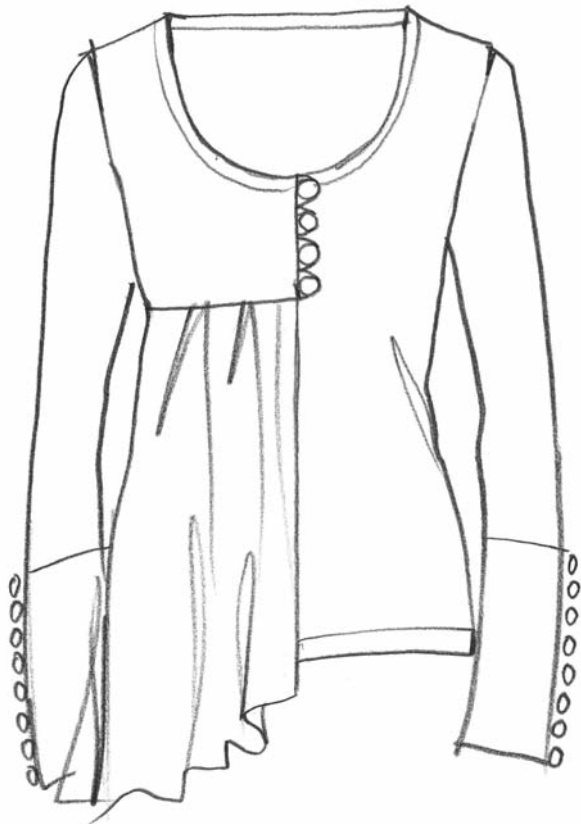
Draped neckline. Asymmetric drop. Wide-flared sleeves.



Asymmetric and gathered front. Gathered shoulders.  
One sleeve with more gathered material.




Shirt with draped traverse



Two pieces of fabric: one fin, long and gathered below the bust. The other compact. Button and loop closure.



Shank neck, 3/4-length sleeves, button and loop fasteners and gatherings at the shoulders.



Draped front crossing



Gathered turtleneck. Low knotted waist. American armhole.



Tunic tucked at the hip and gatherings below the bust



Ballooned with double fabric and gathered.  
Crossed straps on the back.



Mini-dress with two pieces of fabric: one finer superimposed and more compact at the bottom.

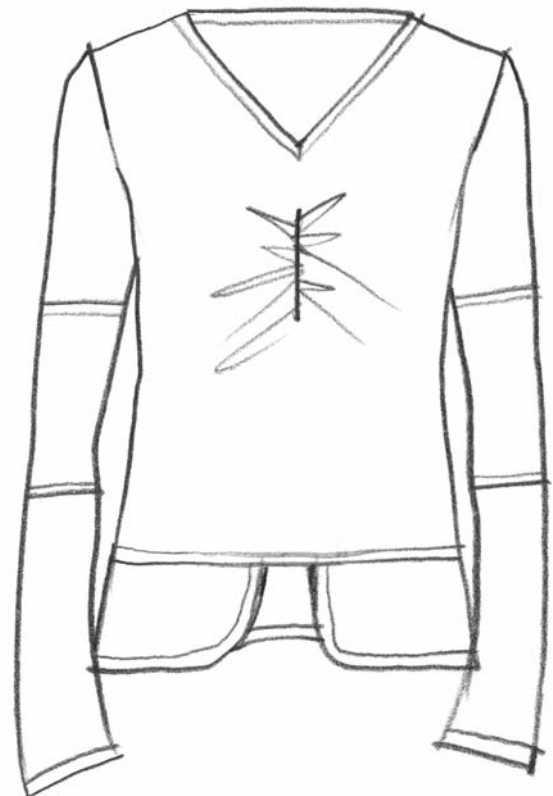


Ballooned. Gathered yoke.





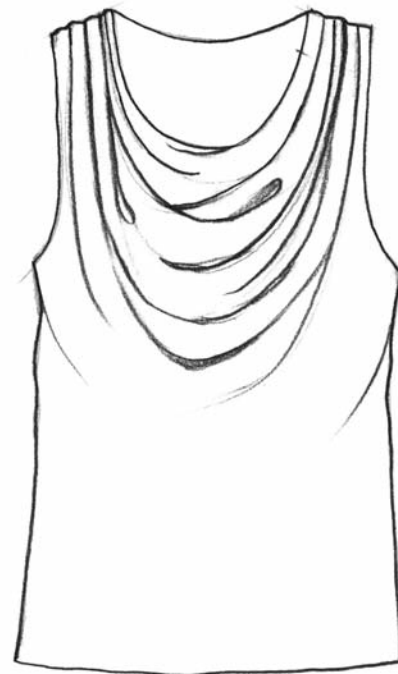

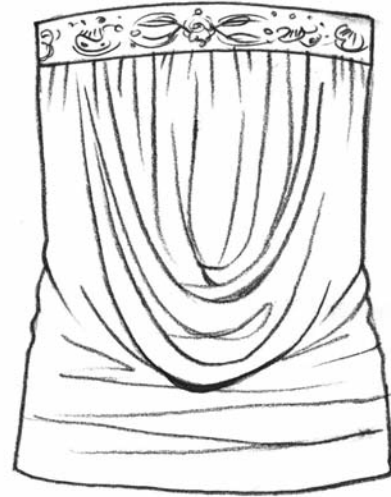
Scoop neck. Fitted at the sides and 3/4-length convex sleeves. Elastic cuffs.



Gathered with elastic in the center of the garment


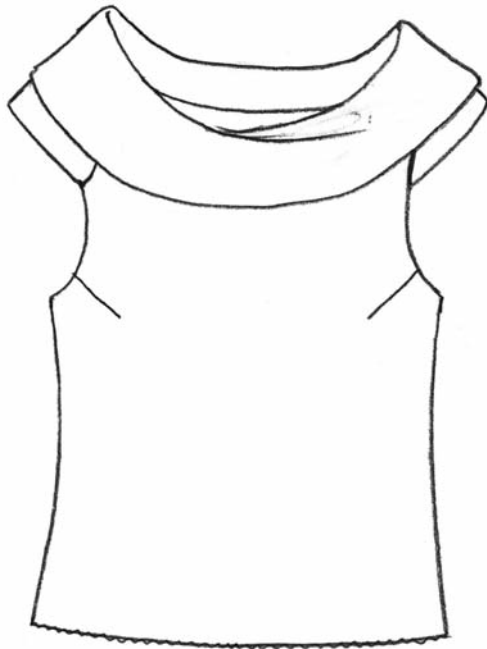
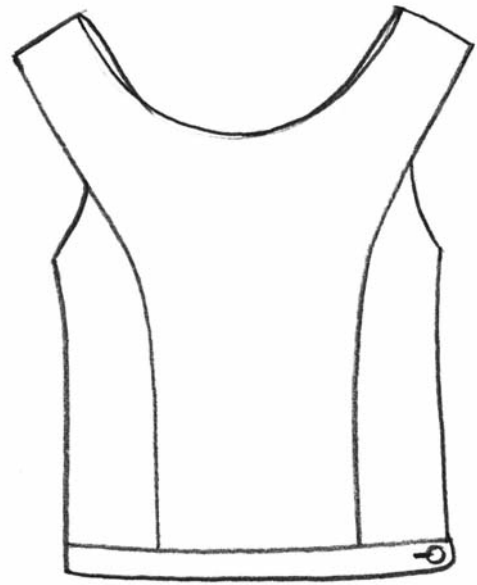
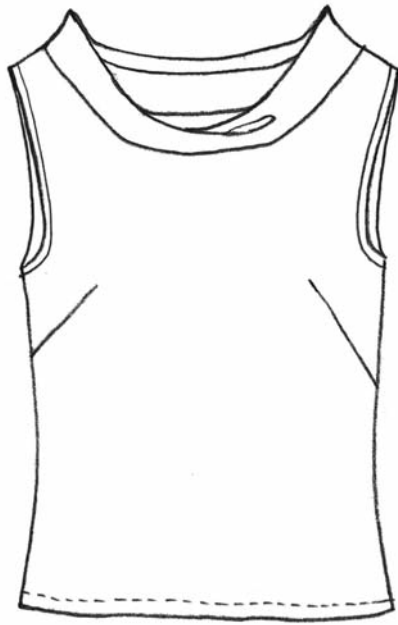


# Tops



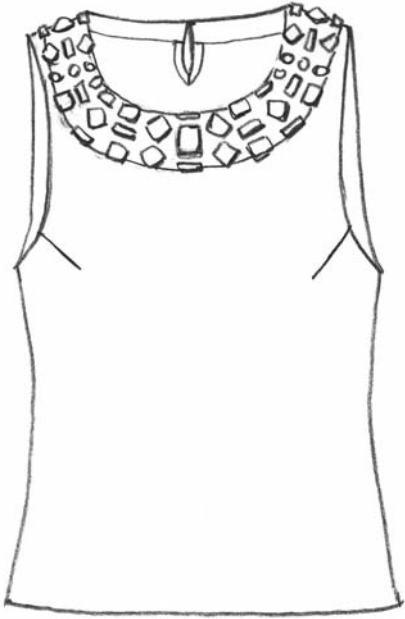
Flared tops with trimming

Draped tops

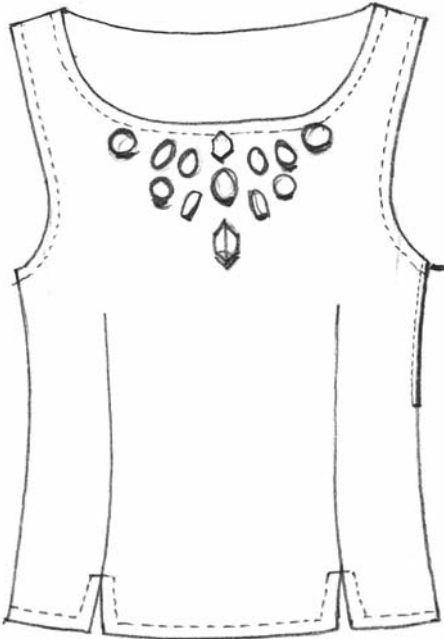


Tops with stretched collar

Retro tops with belt



Bustier

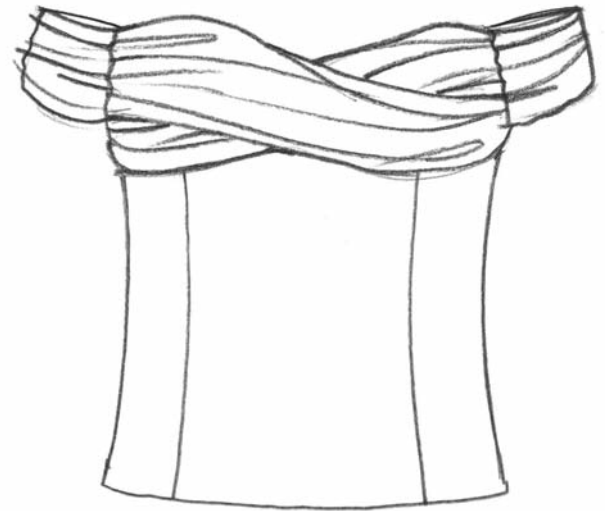



Beaded tops



Bathing-style top





Tops tied at neck

Draped tops